


Product data

Design flooring MeisterDesign. flex

DB 400










Tests	DIN/EN standard	Design flooring MeisterDesign. flex DB 400
-------	-----------------	--

General data on product composition

Type of covering:	Semi-rigid multi-layer flooring panel with an abrasion-resistant decorative top layer	
Total thickness:	approx. 5 mm	
Effective measurement: (length × width)	858 × 399 mm	
Product structure:	a. Puretec® Plus surface - PUR-based transparent polymer layer (PVC-free) b. Decor layer c. Base layer d. Wood fibre board (approx. 930 kg/m ³ ± 3%) e. AquaStop edge impregnation f. Backing	

Technical data

Locking method:	Multiclic	
	Wear class:	ISO 10 874 23 / 33
	Wear resistance:	EN 13 329 (procedure A) IP ≥ 2 000 cycles
	Antibacterial surface property:	ISO 22196 Effectiveness of the antibacterial property against Staphylococcus aureus ATCC 6538P and Escherichia coli ATCC 8739: "strong", value of the antibacterial effect A ≥ 3.
	Impact resistance:	EN 13 329 (appendix F) ≥ 1 600 mm
	Stain resistance:	EN 438-2/25 Group 1: grade 5 Group 2: grade 5 Group 3: grade 4 Coloured rubber, natural rubber or plastic glides and castors as well as dark car, bike or equipment tyres may possibly cause discolouration on flooring. Please only use light, non-migrating furniture glides, castors or tyres, if possible.
	Colour fastness:	EN ISO 105-B02 ≥ stage 6 on the blue wool scale / ≥ stage 4 on the grey scale
	Fire behaviour:	EN 13 501 Bfl-s1 (hardly flammable)
	Slip resistance:	EN 14 041 / 13 893 DS

Technical data			
	Formaldehyde emissions (E1 = 0.1 ppm):	EN 717-1	≤ 0.05 ppm
	Content of pentachlorophenol:	EN 14 041 / 14 823	< 5 ppm
	Indent after constant load:	EN ISO 24343-1	no visible changes
	Castor resistance:	ISO 4918	no visible changes or damage with soft, standard castors (type W)
	Behaviour on simulation of shifting furniture foot:	EN ISO 16581	Foot type 0: no visible damage
	Underfloor heating:	Suitable for hot-water underfloor heating Electrical underfloor heating is generally suitable when it is built into the floor screed or the concrete layer and thus does not lie on the concrete layer as foil heating. The heating elements pipes wires must lie across the entire area and not just be partly present. If the area is only partially heated, the floor covering must have expansion joints (system profile strips). The maximum permitted surface temperature is 29°C. Standard foil heating systems are generally not recommended. One exception is self-regulating heating systems which maintain the 29°C surface temperature.	
	Underfloor cooling:	A separate leaflet is available for laying on cooled floor constructions.	
	Heat transfer resistance:	EN 12 667	0.035 (m²K)/W; with MEISTER-Silence 15 DB: 0.05 (m²K)/W
	Thermal conductivity:	EN 12 667	0.149 W/(m*K)
	Footfall noise reduction:	DIN EN ISO 10140-3	with MEISTER-Silence 15 DB: 17 dB / with MEISTER-SilenceEco: 19 dB
	Antislip:	DIN EN 16165 (appendix B)	R 10

Tolerances			
	Right-angle of the elements:	EN 16 511	target values met
	Determination of edge straightness:	EN 16 511	target values met
	Surface flushness:	EN 16 511	target values met
	Joint opening between the elements:	EN 16 511	target values met

General data on environment, installation and care			
	Blue Angel:	RAL-UZ 176	awarded
	Disposal:	Residual pieces can be disposed of in household refuse (e.g. thermal treatment) Dispose large quantities according to municipal provisions (e.g. recycling centres). An energetic utilisation in authorised plants is recommended.	
	Cleaning and care:	Cleaning after completion of construction work: Dr. Schutz PU Cleaner Day-to-day cleaning: Dr. Schutz PU Cleaner Freshening care: Dr. Schutz Floor Mat	
	Areas of application:	The flooring is suitable for all living areas as well as for commercial areas with heavy wear, e.g. open-plan offices, department stores, public buildings etc. The design floor is water-resistant (4 hours protection against standing water). Can be installed in humid rooms like e.g. bathrooms. This does not include outdoor areas and wet rooms, e.g. saunas, shower cubicles, steam rooms and rooms with a floor drain. Special requirements apply to treatment rooms and medical practices.	
	Preconditions for installation:	DIN 18 365	The substrates must be ready for laying on according to the generally recognised rules of the trade, taking into account VOB (German construction contract procedures), part C DIN 18 365 "Floor covering work". The substrate must be dry (in the case of mineral substrates max. 2% or with underfloor heating 1.8 %, with anhydrite screed max. 0.5% or with underfloor heating 0.3 % residual moisture – measured with CM devices), even, firm and clean. Additionally, any unevenness of 3 mm/ per initial metre and 2 mm per further metre must be evened out according to DIN 18 202, table 3, line 4. The installation instructions provided with the product must be observed. For the installation an insulating underlay with a pressure stability of > 60 kPa (CS-value) and a special 5mm tapping block are necessary.



www.bauer-engel.de/uz176



PEFC Certified
This product is from sustainably managed forests and controlled sources.
PEFC04-31-1059 www.pefc.org



25 YEARS WARRANTY
Living and working with MEISTER



5 YEARS WARRANTY
Living and working with MEISTER



100% PVC-free



eco INSTITUT
TESTED PRODUCT
ID 0517 - 12339 - 004



WATER RESISTANT 4h

MeisterWerke Schulte GmbH reserves the right to make alterations to material and structures when this serves to improve the quality.