



OVERVIEW	STANDARD PARTS	OPTION PARTS	BODYSHELLS	WHEELS/TIRES	DOWNLOADS	VIDEOS	NEWS
----------	----------------	--------------	------------	--------------	-----------	--------	------

ARE YOU READY FOR
THE SPEED AND POWER
OF THE BULLET FLUX?

The hugely popular HPI Bullet MT Flux has been updated with an all-new look, and this super tough off-road fun machine is ready for action at your command!

The Bullet MT Flux can blast through any type of terrain thanks to the immense power of its powerful brushless motor going through its 4WD drivetrain. Getting to awesome speeds and catching massive air has never been more fun! The durable, robust design of the Bullet means it can take hard landings and rough action, and the waterproof protection means it's protected from the elements so you can enjoy year-round action.

Underneath the brand new paint scheme, the Bullet Flux has a rugged 8-shock double-wishbone suspension, tough shaft drive, metal gear diffs and reliable 2.4GHz radio system. All you need to provide is a battery pack - and nerves of steel to control the powerful Bullet Flux!



HPI Racing Bullet NITRO & FLUX Action



BULLET
FLUX

BULLET
FLUX



The Bullet MT features a low, aerodynamic body with racing number plates and a rear spoiler for extra downforce. To add to the extra-sleek racing truck look, the bed features angled sides and 'slash' style graphics. The rest of the paint scheme is also all-new, with a black, silver and orange design, with the street-style 5-spoke black chrome wheels adding up for a stunning overall look! The styling of the front end is enhanced by the classic pick-up truck look of the grille and headlights, and the hood bulges enhance the powerful look of the Bullet. The front and rear bumpers and window details including roll bars and window nets all enhance the racing truck looks, which is finished off with low-profile monster truck style tires wrapped around shiny black chrome wheels.




2.4GHZ RADIO SYSTEM

All HPI kits are fitted with a comfortable and feature-packed HPI **2.4GHz radio system** for supreme control and confidence! The radio features a pistol-grip design with a realistic steering wheel, servo reversing and steering dual rate. It's also extremely lightweight due to it requiring only four AA batteries. You won't have to worry about radio crystals or what channel other RC racers are using with our 2.4GHz technology - the radio does all that work for you! The radio prevents frequency conflicts automatically and changes channels if there is any interference. Finally, if you ever lose radio signal, an **electronic failsafe** will bring it to a safe and controlled stop. You'll have professional-level control in one easy RTR package!



WATERPROOF

The Bullet Flux trucks feature an **enclosed electronics compartment** for the battery and receiver, a **sealed waterproof switch**, **waterproof steering servo** and finally a **waterproof speedo** that allows you to keep running your Bullet in extreme conditions that would kill just about any other vehicle! Want to tackle that muddy bog? How about that stream crossing? A bit of rain about to fall? It's all good for the Bullet ST Flux! Please note: This HPI vehicle is designed to provide water protection so it can be driven in wet conditions (e.g. rain, snow, puddles). Not for submersion. See manual for details.



GEARED
FRONT & REAR DIFFSBLACK CHROME
PAINTED WHEELS

CHASSIS



STRONG ALUMINUM ALLOY CHASSIS


Formed from **6061 aluminum** for a combination of strength and light weight, the Bullet Flux chassis is durable and looks great! Thick sheet aluminum is stamped into shape to form the ideal backbone for all the various components that make the Bullet trucks so tough! The front kick-up provides extra control at all speeds, essential for a **go-anywhere, do-anything** vehicle like the Bullet. The sides are also bent upwards to give extra ground clearance in tight turns, but also vastly increased longitudinal stiffness - perfect for all your off-road adventures!

COMPACT & BALANCED LAYOUT

The Bullet Flux is packed with features, with every component placed exactly where it needs to be to have the perfect weight distribution front to rear and side to side. The steering servo is placed in a "laydown" configuration for a low center of gravity, and the weight of the motor and battery balance each other on either side of the chassis. The speed controller is placed in the back of the chassis, along the centerline, where it can get the most cooling air as well as protection from mud and dirt that gets kicked up by the front tires.

BULLET FLUX

DRIVETRAIN



TOUGH 4WD SHAFT DRIVETRAIN

The drivetrain used in all Bullet trucks is a **full-time four-wheel drive shaft-type drivetrain**, just like the one used in 1/8th scale buggies like the World Champion HB D815 buggy. A shaft drivetrain is the best option for a kit that's expected to encounter every possible driving condition and track surface, so whether you're blasting through mud, water, dirt, grass, snow or gravel, it's the ideal type of drivetrain for your off-road adventures!

DURABLE PROTECTED DRIVETRAIN

A strong plastic 54-tooth spur gear takes the power from the engine and transmits it front and rear through an **adjustable dual pad slipper clutch**. The center dogbones drive the front and rear bevel differentials, which use **4 internal gears** for increased durability and lifetime over weaker 2-gear diffs. Braking power is provided by the HPI Flux brushless motor, giving just as much stopping strength as the steel disc brake supplied on nitro versions of the Bullet!



STEEL DOGBONES



EFFICIENT BALL BEARINGS

Extra-tough hardware is a major feature of the Bullet trucks, and it's no different when you look at the driveshafts. Super strong coated steel dogbones transfer the power from the front and rear differentials into the wheels. On each steel axle is a nylon hex adapter, and a sturdy steel locknut holds the wheel in place.

For extra efficiency, all the components of the drivetrain, from the spur gear to the wheel axles, spin on long-life, rubber-sealed **ball bearings**. With these bearings you get long runtimes and long engine life while the rubber seals keep out dust and grime!



SUSPENSION AND STEERING



RUGGED LONG SUSPENSION ARMS

Extra-long suspension arms provide stability, and thick suspension pins give you extra insurance against crash damage. The suspension arms feature a solid construction for extra-tough construction and extreme durability. Multiple shock mounting locations let you fine-tune the handling for whatever you plan to be doing. Go ahead and try it - even though it's perfectly set at the factory for neutral handling, we don't mind if you try something new!

DOUBLE SHOCKS AT EACH CORNER

8 extra-long shock absorbers control the damping on the Bullet MT Flux, and are precisely filled with oil for exceptional handling in turns and cushioning when landing big jumps. With big coil-over springs they are the perfect match to the long suspension arms! The shocks are customizable with HPI oils and springs, as well as different shock mount locations.




FLEXIBLE PLASTIC PARTS

Tough nylon suspension parts include the hubs, steering knuckles, and rear uprights, which are designed to endure any sort of punishment. The front hubs have an oversized rock guard to keep pebbles and stones away from the dogbone/axle joint. Optional shock mounting points are provided on the suspension arms for lowering the stance of the truck slightly (great for running on-road) and stiffening up the suspension at the same time, without using option parts.

POWERFUL WATERPROOF STEERING SERVO

The **waterproof HPI SF-10W steering servo** is powerful and reliable, and is more than strong enough to steer the front wheels when the truck is stopped, and can take the hits of jumps and crashes thanks to a strong spring-loaded servo saver.



ADJUSTABLE STEEL TURNBUCKLES

Strong steel turnbuckles link connects the servo to the steering hubs through a reliable bellcrank steering system. The turnbuckles are light yet strong, and allow you to tune the Bullet with different toe settings. For advanced tuning, turnbuckle links let you make quick adjustments, and even the steering links use turnbuckles so you can change the front toe setting if you wanted.

RUGGED ALL-TERRAIN TIRES

The extra cool-looking all-terrain tires will provide an amazing amount of grip on loose or hard-packed dirt, grass, mud and more. The sturdy tractor-tread tires are perfect for loose dirt, wet mud and work great even on dry tarmac, so you can hit any driving surface with confidence and assurance. The tires are securely glued to black chrome coated wheels for extra style points!





HPI FLUX POWER!

The HPI Flux system installed in the Bullet Flux kits features the same mind-bending brushless technology that makes the Savage XS, Savage Flux HP and Vorza Flux HP kits so absolutely insane - truly awesome power packed into a compact and tidy package!

The incredible power from the **Flux MMH-4000KV motor** gives the lightweight Bullet Flux trucks an immense power-to-weight ratio for ripping acceleration and blinding top speed! The Flux MMH-4000KV motor features modern brushless inner workings wrapped with a cool black-anodized aluminum case, while the new **waterproof Flux EMH-3S speed controller** features bullet connectors for the motor, Dean's plug battery connector and even a cooling fan right on top to keep things ice-cold! The power switch and setting button are both completely waterproof, and the electric connections are surrounded with a waterproof compound that lets you bomb through mud and puddles without a worry! The Bullet can handle up to **7 NiMH cells** or **3S LiPo batteries** to give the truck insane top speeds and amazing acceleration!

Do you want on-demand wheelies? Go on, give it a try - you know you want to! Finally, the Flux EMH-3S speed can be fully customized with the amazing **#101856 2 in 1 Professional Program Card**! Turn your forward/brake/reverse speed controller into a forward/brake only controller for racing, or a forward/reverse controller for rock crawling! Fine tune things like initial punch, braking power, drag brake and more, with just the push of a button! For complete information and specs for the HPI Flux EMH-3S Speed Controller, [click here](#), and for the HPI Flux MMH-4000KV Motor, [click here](#)!

Please note: the electronics are not designed for submerged operation. Be sure to rinse off any dirt or salt water with clean water immediately after driving. Check the receiver box to make sure no water is inside and let dry fully before driving again.



BULLET FLUX FEATURES

FEATURES

- Factory-assembled & pre-painted electric-powered 4WD Monster Truck
- 2.4 GHz radio system for crystal-free, comfortable control
- Waterproof receiver/battery box
- Strong and powerful HPI Flux MMH-4000KV brushless motor
- Waterproof HPI Flux EMH-3S speed controller with cooling fan and **3S LiPo** capability!
- Forward/Brake/Reverse functionality for easy driving
- Fully programmable speed controller with the **#101856 2 in 1 Professional Program Card**
- Waterproof steering servo
- Painted and detailed bodyshell ready to strut its stuff!
- 6061 aluminum chassis provides the ideal backbone
- Tough bumpers combine with skid plates to protect all 4 corners
- 8 oil-filled shocks provide a plush ride
- Extra-long suspension arms provide stability and balance
- Proven racing design throughout
- Steel turnbuckle links allow you to custom-tune the ride
- Sealed shaft drivetrain is maintenance-free and super strong
- Double-pad slipper clutch design for extra drivetrain protection



- All-terrain tires look fantastic on black chrome wheels
- A smart metal washer prevents over-tightening of wheel nuts
- Additional track-tuning options included in the kit!



#110663 RTR BULLET MT FLUX W/ 2.4GHZ

1/10th Scale 4WD Electric Monster Truck with Flux Brushless System,
2.4GHz Radio System and Painted Monster Truck Body

SPECIFICATIONS:

Length: 417mm
Width: 336mm
Height: 160mm (Adjustable)
Wheelbase: 272mm
Track: 263mm
Drivetrain: Shaft 4WD

WHAT YOU NEED:

Battery Pack with Deans Plug - **HPI Plasma Li-Po batteries** recommended!
Battery Charger

Includes: 4 AA Batteries for transmitter

Specification may be subject to change



Copyright 1986-2019 HPI Racing Ltd.
All rights reserved. Images may not be used without express permission.

